



### ATTACHMENT K3 SHIPPING YOUR POV



December 2010

## TABLE OF CONTENTS

ATTACHMENT K3	SHIPPING YOUR POV .....	K3-1
A.	Introduction.....	K3-3
B.	Military Service Instructions.....	K3-3
C.	Who Can Ship a POV- Entitlement .....	K3-3
D.	Restrictions .....	K3-3
E.	Combining POV Weight Limitations when Husband and Wife are Military Members .....	K3-4
F.	Transportation Methods .....	K3-4
G.	Size Limitations .....	K3-4
H.	Insurance and Licensing .....	K3-4
I.	When to Ship Your POV .....	K3-5
J.	Types of POVs you May Ship .....	K3-5
K.	Leased POVs or POVs With Recorded Lien in US .....	K3-6
L.	Propane Tanks.....	K3-6
M.	What you May Ship in your POV .....	K3-6
N.	What you May not Ship in your POV .....	K3-6
O.	Your Responsibilities.....	K3-7
P.	Contractor Liability.....	K3-9
Q.	Contractor Responsibilities.....	K3-10
R.	Customer Comment Card .....	K3-11
S.	Non-Conforming POVs .....	K3-11
T.	Conus Vehicle Registration Requirements .....	K3-12
U.	Storage of POVs .....	K3-12
V.	POV Processing Center Information .....	K3-12
W.	Where is my POV .....	K3-13
X.	General VPC Information.....	K3-13

## A. INTRODUCTION

This Attachment provides you with information on Shipping Your Privately Owned Vehicle (POV) under the Global POV Contract (GPC). The successful movement of your POV is not a matter of chance. It is a result of advance preparation and planning. It's your POV. Ask questions. Be involved. Read what you sign. Contact your local Transportation Office (TO) prior to making any plans to ship a POV. This Attachment has been reviewed by the Per Diem, Travel and Transportation Allowance Committee In Accordance With (IAW) Department of Defense Directive 5154.29, DOD Pay and Allowances Policy and Procedures as PDTATAC Case 090628.

## B. MILITARY SERVICE INSTRUCTIONS

In addition to instructions contained in this brochure, the shippers and Service TOs are governed by instructions established by the sponsoring Service, the Joint Federal Travel Regulation (JFTR) and the Joint Travel Regulation (JTR). This brochure does not apply to United States (US) Coast Guard civilian employees as their allowances are governed by the Federal Travel Regulation and Department of Homeland Security regulations.

## C. WHO CAN SHIP A POV- ENTITLEMENT

You may be authorized to ship a POV if:

1. You are a Uniformed Service Member:
  - a. Ordered to make a Permanent Change of Station (PCS) to, from, or between Outside Continental US (OCONUS) Permanent Duty Stations (PDSs);
  - b. A change in a ship's home port is authorized; or
  - c. When specific conditions are met dealing with Continental US (CONUS) to CONUS transportation of a POV.
2. You are a Department of Defense (DOD) Civilian Employee:
  - a. Transferred in the government's interest
  - b. A new appointee; or
  - c. A student trainee assigned to first PDS.
3. Upon Retirement or Separation. For POV transportation upon Retirement or Separation the "new PDS" is the military member's authorized Home of Selection under the JFTR, par. U5130-A1, Travel to HOS Authorized, or Home of Record (HOR)/Place from Which Called (or Ordered) to Active Duty (PLEAD) under JFTR par. U5125, Separation from the Service or Relief from Active Duty except for Discharge with Severance or Separation Pay. The time limit for shipping a POV is the same as travel and HHG transportation limits (JFTR Par. U5457, Time Limitation for Transportation of a POV), one year from date of retirement/separation with severance pay or 180 days from date of separation.

**NOTE:** Military members electing to retire/separate in the overseas area are subject to the import/customs fees of the host Government. Some fees have been known to be extremely high. Contact your local Personal Property Shipping Office (PPSO)/Personal Property Processing Office (PPPO) for additional information.

## D. RESTRICTIONS

1. Only one POV owned or leased by you or your dependent and for your personal use may be shipped to your new duty station at Government expense.
2. Transportation of one POV at government expense is not to exceed 20 measurement tons. To calculate the measurement ton of your POV, multiply the length times width times height (all in

inches) then divide by 1728 (gives you the cubic feet of your POV) then divide by 40 to obtain your POV measurement ton ( $L \times W \times H / 1728 = \text{Cubic Feet} / 40 = \text{MT}$ ).

3. If you desire to make your own arrangements to ship an additional POV commercially, consult your sponsor and TO for any restrictions. You may have to pay an import duty on a second POV. Contact your local TO for specific details.
4. There may be restrictions/prohibitions to import POVs into the country you are moving to. These restrictions/prohibitions can range from vehicle type to color and/or condition. You must review the Personal Property Consignment Instruction Guide (PPCIG) at <https://tops.ppcigweb.sddc.army.mil/ppcig/menu/home/warning.do> and determine if restriction/prohibitions exist. You may also check with your local PPSO/PPPO regarding these restrictions/prohibitions.

#### **E. COMBINING POV WEIGHT LIMITATIONS WHEN HUSBAND AND WIFE ARE MILITARY MEMBERS**

1. The 20 measurement ton limitation in the JFTR may be combined to transport one larger POV at government expense in lieu of transporting two POVs for an eligible member-married-to-member couple during the transfer of both members, each under a PCS authorization/order.
2. Payment for transporting the vehicle may not exceed the total cost the government would have incurred if each member had transported a vehicle of 20 measurement tons through the designated POV loading port/Vehicle Processing Center (VPC).

#### **F. TRANSPORTATION METHODS**

1. Government/Commercial Transportation:
  - a. Transportation of a POV may be by government/commercial means as authorized by law. A military member traveling with the vehicle via ferry is covered in the JFTR.
  - b. The government determines the transportation mode.  
**NOTE:** Transportation of a POV by air is not authorized at government expense.
2. Personally Procured Transportation (Civilian employees only):
  - a. If POV transportation is authorized at government expense and the civilian employee personally arranges transportation, reimbursement is limited to the employees' actual expenses, not to exceed the POV transportation cost from port/VPC serving the authorized origin point to port/VPC serving the authorized destination (See JTR par. C5224, [Shipment Methods](#)). Travelers who personally arrange for POV transportation (i.e., contract directly for the POV to be moved) are entirely responsible for all issues related to (e.g., the Status of Forces Agreement, Import/export processes, tariffs, customs and use of United States (US) carriers under the Voluntary Inter-modal Sealift Agreement Program), when required.

#### **G. SIZE LIMITATIONS**

A member/employee who desires to transport a POV that exceeds 20 measurement tons must complete and process the DD Form 139, [Pay Adjustment Authorization](#), [Figure K3-1](#), or DD Form 1131, [Cash Collection Voucher](#), [Figure K3-2](#), to pay the excess transportation costs unless the POV is required by the member/dependent(s) for medical reasons.

**NOTE:** Excess costs will be collected IAW Service regulations.

#### **H. INSURANCE AND LICENSING**

1. [US](#). Insurance and Licensing, if required, will be the responsibility of the member/employee. In some States, armed forces or host nation vehicle registrations, license plates, and licenses either

are not valid or are valid for only a very short time. Arrange to obtain these items prior to taking delivery of your POV. Most state motor vehicle divisions will accept registrations of POVs by mail. If you are returning from overseas, make arrangements prior to leaving your old duty station for the CONUS. You should insure your POV before taking delivery. Coverage must meet minimum requirements prescribed by the state where your next duty station is located. Prior arrangements may save you money, as you will be able to compare prices offered by various insurance companies.

2. Overseas. Insurance, taxes, and licensing vary from country to country. The best sources of information are your local TO and your overseas sponsor. Remember, you are responsible for obtaining insurance and licenses and paying any taxes. Be sure to check on these items well in advance of making your shipment. Insurance is often much more expensive overseas; research this matter carefully prior to making your shipment.

## **I. WHEN TO SHIP YOUR POV**

1. For Air Force personnel:
  - a. POVs will be accepted for shipment if delivered to the port within 90 days after the member/employee or dependent has departed for an overseas tour of more than one year or within 30 days after the departure of the member/employee on an overseas tour of duty of one year or less.
  - b. For OCONUS tours of more than one year, when delivery to the port is delayed beyond 90 days and/or less than a year remains on the current tour, the POV may be shipped only with the approval of the OCONUS Commander (CDR).
2. For Army, Marine Corps, Navy, and Coast Guard Personnel:
  - a. POVs will be accepted when at least 12 months remain to be served at their current OCONUS duty station at the time the vehicle is delivered to the loading port. An exception is allowed if the OCONUS area CDR or your commanding officer certifies the vehicle is necessary in performance of official duties.

## **J. TYPES OF POVS YOU MAY SHIP**

The definition of a POV is:

1. Any motor vehicle owned by, or on a long-term lease (12 or more months) to, a member/employee or a dependent of the member/employee for the primary purpose of providing personal transportation that:
  - a. Is self-propelled.
  - b. Is licensed to travel on the public highways.
  - c. Is designed to carry passengers or household goods.
  - d. Has four or more wheels; or, at the member's/employee's option, is a motorcycle or moped (applicable if the member/employee does not ship a vehicle with four or more wheels on the same authorization/order).

**NOTE 1:** In the case of a leased vehicle, the member/employee must provide written authority from the leasing company to have the vehicle transported to the new PDS, designated place, or other authorized destination. All requirements stated in the lease are the responsibility of the member/employee. (See Par. K below)

**NOTE 2:** A trailer, airplane, or any vehicle intended for commercial use is not a POV.

## **K. LEASED POVS OR POVS WITH RECORDED LIEN IN US**

If your POV is leased, or a recorded lien exists in the US, you must provide written approval from the "third-party-in-interest" (leasing company or lien-holder), which provides that the vehicle may be exported. This written approval must be on the leasing company's or lien-holder's letterhead paper, and contain a complete description of the vehicle, including the Vehicle Identification Number (VIN), the name of the owner or lien-holder of the leased vehicle, and the telephone numbers at which that owner or lien-holder may be contacted. The writing must bear an original signature of an official of the leasing companies or lien-holder, and state the date it was signed. The written approval must include the leasing company or lien-holder's acknowledgements that return shipment prior to the next permanent change of station is a private matter between the leasing company or lien-holder and you. All requirements stated in the lease agreement are your responsibility.

## **L. PROPANE TANKS**

Vehicles with propane tanks are only accepted when the propane tank is an integral part of the vehicle used to power the engine. If the propane tank is for other purposes and requires considerable cost for removal, the tank must be purged and certified before the POV is turned in at the VPC. A label should be affixed or tagged to the tank. The person turning in the vehicle must produce written authority that the tank is empty or has been purged. The certification must come from an individual or firm authorized to purge propane tanks. New tanks are considered to have met these requirements. Loose tanks such as those used for gas stoves or barbeques, and are readily accessible for removal are not accepted.

## **M. WHAT YOU MAY SHIP IN YOUR POV**

1. Tools, not to exceed \$200 in value.
2. Items such as jacks tire irons, tire chains, fire extinguishers, nonflammable tire inflators, first aid kits, jumper cables, and warning triangle/trouble lights.
3. One spare tire and two snow tires with wheels (either mounted or un-mounted).
4. Portable cribs, children's car seats, and strollers.
5. Luggage racks and supports.
6. Small items such as thermos bottles, bottle warmers, and car cushions will be packed for transportation by the VPC. Speakers and audio/video equipment in POV or trunk must be bolted down or permanently fixed as part of the POV.
7. Catalytic converters, catalyst components (pellets), oxygen sensors, or pipe segments used to replace converters in overseas areas.

## **N. WHAT YOU MAY NOT SHIP IN YOUR POV**

1. TVs and DVD/VCRs, except factory or permanently installed.
2. Household items and camping equipment.
3. Radios and CD/tape decks not installed as permanent equipment.
4. Accessories not permanently installed.
5. Flammables or hazardous substances (e.g., waxes, oils, paints, solvents, polishes).
6. Any pressurized cans.
7. Citizen Band (CB) radios unless specifically authorized/listed in the PPCIG. Failure to comply with any restrictions may result in your POV being held at the port of discharge until such



equipment has been removed and shipped out of the country. All costs associated with removing your CB radio from your POV and shipping will be at your expense.

8. Consumables and spare vehicle parts will not be accepted for transportation.

## O. YOUR RESPONSIBILITIES

Following these rules will make shipping your POV overseas much easier. Failure to follow these rules may result in your POV not meeting the standards for shipment. If you choose to ship out of an alternate port you may incur an alternate port charge. Contact your local PPSO/PPPO for further assistance.

**NOTE:** You must review the PPCIG at <https://tops.ppcigweb.sddc.army.mil/ppcig/menu/home/warning.do> and determine if restrictions/prohibitions exist for importing your POV/Motorcycle into the country you're moving to.

### 1. POV Turn-In At Origin:

- a. Ensure vehicle does not have an unresolved "Recall Notice". The VPC can refuse to accept a vehicle for shipment if the vehicle presents a safety hazard to a VPC employee or its facilities and or equipment. Documentation from a certified mechanic/dealership authorized to perform "Recall Notice" repairs may be required.
- b. Have valid sets of orders/amendments.
- c. Ensure you have sufficient funds available in the event of unexpected delays/expenses to, from, or at the VPC.
- d. Provide written approval from leasing or lien-holder company authorizing export.
- e. Have in your possession Government/State issued identification.
- f. Ensure your POV contains no more than one-fourth tank of fuel (gasoline or diesel).
- g. Have in your possession proof of vehicle ownership (title or registration).

- NOTE:** For Import into the US the vehicle must have a Department of Transportation (DOT) sticker and the Environmental (EPA) sticker attached in the original position on your vehicle. For POVs that do not have the required DOT/EPA identifications, refer to Par. S, Non-Conforming POV of this attachment. For additional information, please contact your local VPC for assistance.
- h. Contact the VPC prior to shipment if PCS is to a remote area that may have limited shipping capability.
  - i. Have in your possession a complete set of keys, to include gas cap and wheel lock keys upon delivery to the VPC. Retain a complete set of duplicate keys and have them with you when you pick up your POV. Valet keys will not be accepted.
  - j. Turn off or otherwise disconnect installed auto alarm or anti-theft device prior to turn-in.
  - k. Certified Power of Attorney or letter of authorization from the member/employee designating someone to act on their behalf. These options do not apply to a spouse who is identified on the members/employees official travel orders. Here is an acceptable example:

"I hereby appoint (name of agent) as my agent for the delivery of my privately owned vehicle (make, model, VIN) to the appointed military outlying port, and I appoint him/her my attorney-in-fact to sign all documents required for the delivery of my vehicle for overseas shipment."

- l. Ensure your designated agent has proper Government/State issued identification and all other documentation required to ship your POV.
  - m. Make sure your POV is in a safe and operable condition when you turn it in at the VPC. Inoperable POVs will not be accepted. POVs with leaks will not be accepted for shipment IAW CFR Title 49. POV brakes must function properly to include the parking brake.
  - n. Make sure your POV is clean. Dry-vacuum only. The VPC will not accept a POV laden with dirt, soil, mud, water or similar matter, to include the undercarriage. Empty all pockets and compartments.
  - o. Provide a destination address, phone number and/or electronic mail address where you may be notified that vehicle is ready for pickup. Make sure your POV meets any Host-Nation (HN) emission control and safety standards. Discuss HN requirements with your sponsor and local TO before departing. You may be required to make some modifications prior to shipping your vehicle.
  - p. Since your POV may be exposed to freezing temperatures during shipment or during storage at the destination terminal, safeguard the cooling system with a permanent-type antifreeze solution. An anti-freeze testing to minus -20 degrees Fahrenheit or lower should be used. (For Arctic areas, contact your sponsor or TO to determine if additional protection is necessary.)
  - q. An inspector will conduct a joint inspection of the POV with you. When the inspection is completed, you and the inspector will sign the DD Form 788, Private Vehicle Shipping Document for Automobile, [Figure K3-3](#), or commercial equivalent.
  - r. You will be provided a legible copy of the DD Form 788 or commercial equivalent as a receipt for your POV. Make sure you read the liability statements on the reverse of the DD Form 788, or commercial equivalent POV inspection and shipping form. Keep for your records and in case you need to file a claim.
  - s. For shipments to Turkey, the customer will be required to provide a vehicle engine number.
2. POV Pick-Up at Destination:
- a. Contact the VPC for official confirmation that the POV is on-hand and available for pickup.
  - b. When you or your designated agent pick up your POV at the destination VPC, you must have:
    - (1) Proper Government/State issued identification (i.e., military ID, driver's license).
    - (2) Your copy of the DD Form 788 or VPC provided commercial equivalent of the DD Form 788.
    - (3) Complete set of keys.
    - (4) Certified Power of Attorney (POA) or letter of authorization from the member/employee designating someone to act on their behalf must be provided at the time of pick-up. These options do not apply to a spouse who is identified on the members/employees official travel orders.
    - (5) OCONUS to CONUS: a valid US street address is required to clear US Customs. Each customer is required to present this address at destination prior to receipt of POV by the VPC.



**NOTE:** Please note that if your vehicle is not picked up within 45 days from the postmarked date of notification of arrival, you are subject to the vehicle being placed in storage at your expense.

3. Loss and Damage.

When picking up your POV:

- a. Carefully inspect the exterior and interior to determine if there is any new damage.
- b. Ensure items left in the POV at the origin VPC or port terminal are still there.
- c. Carefully and completely list any loss and or damage to your POV on your vehicle shipping document, DD Form 788, or commercial equivalent. Failure to do this may result in no payment for this damage.

**P. CONTRACTOR LIABILITY**

1. The maximum liability of the GPC contractor for loss or damage to a vehicle is the fair market value of that vehicle at the time of loss or \$20,000; whichever is less.
2. For vehicles shipped to the US, fair market value for the vehicle and its accessories will be determined by reference to the retail value in the National Automobile Dealers Association (NADA) Official Used Car Guide for the region in which the member/employee will file his or her claim.
3. For vehicles shipped to destinations outside the US, the fair market value will be the retail value according to the same publication at the US port from which the vehicle was shipped. If the loss is to a vehicle which is not in the NADA Official Used Car Guide, the fair market value will be the retail price in the NADA Guide for that type of vehicle.
4. Who to File a Claim With and When:
  - a. POV Contractor within two years of delivery; or,
  - b. Military Claims Office within two years of delivery.
5. On the Spot Settlement.
  - a. At the time of delivery, the POV contractor has the capability to immediately settle a claim and pay up to \$1,000 (presented in the form of a check) prior to member's departure.
  - b. The member/employee retains the right to file a subsequent claim for loss and/or damage to the vehicle discovered after departing the VPC.
  - c. The contractor can have the member/employee sign a partial release of liability for loss and/or damages that are settled directly with the member/employee. All readily visible loss and/or damage will be noted on the DD Form 788, or commercial equivalent, prior to the member/employee leaving the VPC. However, the mere fact that loss and/or damage are not noted on the DD Form 788 at the time of delivery back to the member/employee will not be a valid basis for denial of a claim. The member/employee may file claims for loss and/or damage discovered that is not on the DD Form 788, provided the member/employee can prove that the loss and/or damage occurred due to the negligence of or while in the care, custody or control of the contractor or any of its subcontractors.
6. Inconvenience Claim. An inconvenience claim is a claim for compensation that is above and beyond the customer's legal entitlement. Government reimbursement for Members and their dependents for rental car expenses when a POV is delivered after the required delivery date is an authorized entitlement. This entitlement does not apply to civilian employees. Government reimbursement to Members under this entitlement will not exceed seven days at \$30 per day

(maximum entitlement \$210) and will expire on the date the vehicle becomes available for pick-up at destination. The POV contractor will only consider reimbursement for amounts that exceed the claimant's entitlement. Examples of inconvenience claims are as follows, but are not limited to: requests for reimbursement of rental car expenses; requests for reimbursement of temporary lodging expenses. In the event of an inconvenience caused through the fault or negligence of the contractor (e.g., POV does not arrive as scheduled) the contractor will review and consider each claim on a case-by-case basis and, based on the circumstances, pay, decline, or make a firm settlement offer in writing to the claimant within 45 calendar days.

## **Q. CONTRACTOR RESPONSIBILITIES**

1. Vehicle Turn-in Process. The contractor must:
  - a. Process the POV within one hour of sign-in.
  - b. Counsel the member/employee/agent on the vehicle movement process and complete all documentation required for movement.
  - c. Participate in a joint inspection of the physical condition of the POV with the member/employee.
  - d. Attach an identification label on the vehicle to identify delivery location/VPC.
  - e. Ensure that no unsafe, inoperable, or vehicles with leaks are accepted for shipment.
  - f. Ensure all motorcycles are crated for delivery to the destination VPC.
  - g. Advise the member/employee on the loss and damage claims procedures.
2. Vehicle Pick-Up Process. The contractor must:
  - a. Process the POV within one hour of sign-in.
  - b. Provide verifiable notification to the member/employee/sponsor within two business days of receipt of the POV at destination.
  - c. Notify member/employee by telephone if the POV is inoperable or damaged.
  - d. Perform a joint inspection with the member/employee documenting the physical condition of the POV.
  - e. Advise the customer on the loss and damage claims procedures.
3. Oversized Vehicles. The contractor must:
  - a. Advise member/employee/agent that the government's maximum obligation (entitlement) cannot exceed the cost to ship a vehicle equal in size to 20 Measurement Tons, unless approved through the Secretarial Process for medical reasons.. To calculate the POVs measurement ton, multiply the L x W x H of the POV in inches, divide by 1728, then divide by 40.
  - b. Recommend ways for the member/employee to downsize the vehicle (e.g., remove ladder, external spare tire, luggage racks, fold or remove side view mirrors).
  - c. Calculate the charges for any excess costs for the shipment of an oversized vehicle.

4. Explain how excess costs are determined and prepare the DD Form 1131, or DD Form 139, in order to collect excess costs from the customer. The contractor may also refer the member/employee to the government representative when payment of excess charges is warranted. Joint Vehicle Inspection. The contractor must:
  - a. Participate in the joint inspection of the vehicle with the member/employee to record the physical condition of the vehicle. The member/employee may take exception to the inspector's recording of the physical condition of the vehicle and annotate discrepancies on the reverse side of the vehicle inspection form. Only the person turning in the POV is allowed in the inspection area.
  - b. Inform the member/employee of the opportunity to provide comments regarding service received on the DD Form 788 or the Military Surface Deployment and Distribution Command (SDDC) approved commercial equivalent vehicle inspection form.
  - c. Pack and inventory personal contents that will remain in the POV.
  - d. Provide a copy of the invoice to the member/employee, tape the box lid closed and have the member/employee sign the tape to ensure security of the contents.
  - e. Provide the member/employee a legible copy of the DD Form 788, or SDDC approved commercial equivalent, upon acceptance of the vehicle.

**NOTE:** It is important that the member/employee retain this document and have it in your possession at the time of pick-up to compare the condition of the vehicle with that recorded at turn-in.

5. Vehicle Acceptance. After acceptance of the vehicle for the shipment, the contractor must:
  - a. Use battery booster cables to start the vehicle if necessary.
  - b. Repair or replace flat tires before delivery of vehicle. If necessary, replace the damaged tire(s) with a comparable make and value.
  - c. Transport the vehicle to the destination even if it becomes disabled while in transit.

## **R. CUSTOMER COMMENT CARD**

1. SDDC depends on the member/employee to provide information on the contractor's performance. The VPC will encourage all customers complete a "Customer Comment Card". This is the only means of insuring a quality move and taking action to correct deficiencies if they occur. This is also the opportunity for the member/employee to provide input to improve the POV movement process.
2. Only the government representative has access to the "Customer Comment Card" box. Although it is preferred the card be turned in at the VPC, the member has the option to complete the card and mail it to:

Military Surface Deployment and Distribution Command  
ATTN: AMSSD-PPP-PA  
1 Soldier Way, Building 1900 West  
Scott AFB, IL 62225

## **S. NON-CONFORMING POVS**

1. POVs imported to the US are subject to safety standards under the Motor Vehicle Safety Act of 1966, revised under the Imported Vehicle Safety Compliance Act of 1988, re-codified at 49 U.S.C. 301; bumper standards under the Motor Vehicle Information and Cost Act of 1972 (which became effective in 1978), re-codified at 49 U.S.C. 325; and air pollution control standards

promulgated by the Environmental Protection Agency (EPA) under the Clean Air Act of 1968, as amended in 1977 and 1990.

2. These laws and regulations apply to importing POVs to any state of the US, the District of Columbia, Puerto Rico, The Northern Mariana Islands, Guam, American Samoa, and the Virgin Islands. Modifications required for nonconforming POVs to comply with US safety and environmental standards are performed by registered importers and independent commercial importers. As a general rule, all POVs less than 25 years old must comply with all applicable federal motor vehicle safety standards, and all POVs less than 21 years old must comply with federal emissions standards. Fulfillment of federal requirements does not relieve the member from fulfilling requirements of a state or district of the US. For information regarding registration or operation of an imported vehicle in a specific state, contact the Department of Motor Vehicles or other appropriate agency. Vehicles manufactured to meet the federal motor vehicle safety standards have a certification label affixed by the original manufacturer in the area of the driver-side-door. Vehicles manufactured to meet the federal motor vehicle emissions standards have an emissions label affixed in the engine compartment stating that the vehicle meets US EPA emissions standards. Vehicles lacking these certification labels are nonconforming and must be brought into compliance.
3. Prior to turn-in of a non-conforming POV for shipment to the US, member/employee must have in their possession a signed contract with an Independent Commercial Importer (ICI) and/or a Registered Importer (RI) to accomplish required vehicle modifications upon arrival. The POV will not be release for pickup until the ICI/RI has issued the appropriate entry authorization for the US. The member/employee is responsible for any additional costs (including required bonded transport) associated with the import of a non-conforming POV.
4. For additional information on importing/converting vehicles to US specifications may be obtained from the following web sites: [WWW.NHTSA.DOT.GOV/CARS/RULES/IMPORT/](http://WWW.NHTSA.DOT.GOV/CARS/RULES/IMPORT/) and <http://www.sddc.army.mil/sddc/Content/Pub/13892/dbcn13892.pdf>. If your email does not recognize the URL as a link, copy the entire URL and paste it into your Web browser.

## **T. CONUS VEHICLE REGISTRATION REQUIREMENTS**

The Department of Motor Vehicles (DMV) for most states will only issue a certificate of title or a registration for an imported vehicle when the applicant submits proof that the vehicle properly entered the US through US Customs and Border Protection (CBP). The Global POV contractor normally uses CBP Form 7501, Entry Summary, to import DOD POVs into the CONUS. Additional forms that may be required are available at the VPC at the time you pickup your POV. In order to save time when registering your vehicle with the state, please ensure you have the applicable forms before you leave the VPC.

## **U. STORAGE OF POVS**

Refer to the “Storing Your POV” Attachment which can be found on the DTR Web Page at [http://www.transcom.mil/j5/pt/dtrpart4/dtr\\_part\\_iv\\_app\\_k\\_4.pdf](http://www.transcom.mil/j5/pt/dtrpart4/dtr_part_iv_app_k_4.pdf). See JFTR, Chapter 5, Part E2, POV Storage When POV Transportation To A Foreign/Non-Foreign OCONUS PDS Is Not Authorized Or Storage ICW Contingency Operation TDY, and JTR, Chapter 5, Part E2 Emergency Storage in the Event of Evacuation, or contact your TO for additional assistance.

## **V. POV PROCESSING CENTER INFORMATION**

The remainder of this brochure provides information unique to each VPC. Consult your local TO to determine the proper VPC from which to ship your POV.

**NOTE:** Hours of operation for each VPC are listed in the applicable section and are strictly adhered to. VPCs are not open on weekends or holidays. Please plan your trip accordingly.

While every effort is made to provide up-to-date information on the POV program, it is important that you consult with your local TO for any recent changes. We welcome written recommendations to correct or improve this brochure. Address your comments to:

Military Surface Deployment and Distribution Command  
 ATTN: AMSSD-PPP-PA  
 1 Soldier Way, Building 1900 West  
 Scott AFB, IL 62225

**W. WHERE IS MY POV**

Customers can obtain information online regarding the status of their POV by visiting the following website: <https://www.whereismypov.com>

This information includes:

1. Turning In/Picking Up a POV.
2. Shipping/Storing services.
3. VPC Locations (CONUS/OCONUS).
4. Required Documentation.
5. Frequently Asked Questions.

**X. GENERAL VPC INFORMATION**

The remainder of this brochure provides information unique to each VPC operated by the GPC contractor. Consult your local TO to determine the proper VPC from which to ship your POV.

**NOTE:** Hours of operation for each VPC are listed in the applicable section and are strictly adhered to. VPCs are not open on weekends or holidays. Please plan your trip accordingly.

1. CONUS VPC Information

POV processing hours of operation are **Mon – Fri**, 0800-1600. VPCs are closed on weekends and Federal Holidays. It’s highly recommended you arrive at the VPC by 1530 hrs to insure processing is completed on time.

<p><b><u>Atlanta</u></b>                      2579 Campbell Boulevard                      Ellenwood, GA 30294                      Phone: 404 363-4449                      Fax: 404 363-1858                      Toll Free: 800 965-9155</p>	<p><b><u>Baltimore</u></b>                      2501 Broening Highway                      Baltimore, MD 21224                      Phone: 410 631-5751                      Fax: 410 631-5756                      Toll Free 800 631-5751</p>
<p><b><u>Charleston</u></b>                      1510 Meeting Street Road                      Charleston, SC 29405                      Phone: 843 805-6667                      Fax: 843 805-6671                      Toll Free: 800 747-9223</p>	<p><b><u>Dallas</u></b>                      250 Swisher Road                      Lake Dallas, TX 75065                      Phone: 940 497-1036                      Fax: 940 497-1076                      Toll Free: 866 438-2046</p>
<p><b><u>Los Angeles</u></b>                      2851 E. Las Hermanas Street                      Rancho Dominguez, CA 90221-5507                      Phone: (310) 735-0900                      Fax: (310) 734-0930                      Toll Free: (877) 880-7309</p>	<p><b><u>Metro New York/New Jersey</u></b>                      25 Executive Avenue                      Edison, NJ 08817                      Phone: 732 339-0591                      Fax: 732 339-0595                      Toll Free: 877 269-3702</p>

<p><b><u>New Orleans</u></b>                      5481 Crowder Boulevard                      New Orleans, LA 70127                      Phone: 504 246-2102/0770                      Fax: 504 246-2111                      Toll Free: 800 721-9632</p>	<p><b><u>Norfolk/ Portsmouth (VA)</u></b>                      3015 Airline Boulevard                      Portsmouth, VA 23701                      Phone: 757 465-4127                      Fax: 757 465-3970                      Toll Free: 800 810-7480</p>
<p><b><u>Orlando (FL)</u></b>                      1934 McCoy Road                      Orlando, FL 32809                      Phone: 407 854 8771/8772                      Fax: 407 854 8774                      Toll Free: 800 758 5998</p>	<p><b><u>Richmond (CA)</u></b>                      1200 Wright Avenue                      Richmond, CA 94804                      Phone: 510 231-6831                      Fax: 510 237-4046                      Toll Free: 800 704-2444</p>
<p><b><u>Seattle</u></b>                      2302 Ross Way                      Tacoma, WA 98421                      Phone: 253 272-1712                      Fax: 253 272-2375                      Toll Free: 800 597-1833</p>	<p><b><u>San Diego</u></b>                      4334 Sheridan Lane                      San Diego, CA 92120                      Phone: 619 5636321                      Fax: 619 563-6320                      Toll Free: 877 344-8972</p>
<p><b><u>St. Louis</u></b>                      4236 Crescent Industrial Drive                      Pontoon Beach, IL 90745                      Phone: 618 931-2888                      Fax: 618 931-2892                      Toll Free: 800 275-3706</p>	<p><b><u>THIS SECTION NOT USED (BLANK)</u></b></p>

2. OCONUS VPC Information

OCONUS POV Processing Hours vary – see below. US OCONUS VPCs are closed Saturday, Sunday, and US Federal Holidays. Foreign OCONUS VPCs are closed Saturday, Sunday, and select US and Local/Host Nation Holidays. It is highly recommended you call in advance to confirm operating hours and arrive at the VPC by 1530 hrs\* to ensure processing is completed on time.

<p><b><u>Alaska</u></b>  <b>Hours of Operation 0800 – 1600. VPC is closed at 1700.</b>  <b>Anchorage Vehicle Processing Center</b>                      2945 Mountain View Drive                      Anchorage, Alaska 99501                      Phone: 907 297-1133                      Fax: 907 297-1198                      Toll Free: 1-866-848-7276</p>	<p><b><u>Alaska – Continued</u></b>  <b>Hours of Operation 0800 – 1600. VPC is closed at 1700.</b>  <b>Fairbanks Vehicle Processing Center</b>                      904 Aurora Drive                      Fairbanks Alaska 99701                      Phone: 907-451-1753                      Fax: 907 451-1826                      Toll Free: 1-866-848-7277</p>
--	---



<p><b><u>Bahrain</u></b>  <b>*POV Processing Hours 0800 – 1600. VPC is closed at 1700.</b>  <b>Open Sunday through Thursday</b>  <b>Closed Friday and Saturday</b>  <b>Bahrain Vehicle Processing Center</b>                  Building #167A                  Road #4903, Block# Riffa Al Muaskar 949 East                  Riffa Industrial Area                  Kingdom of Bahrain                  Phone: 00 973 177 02193 or 00 973 177 01430                  Fax: 00 973 177 01456</p>	<p><b><u>Belgium</u></b>  <b>Hours of Operation 0800 – 1530. VPC is closed at 1630.</b>  <b>Chievres Vehicle Processing Center</b>  <b>Chievres Air Base</b>                  Building 46                  Chievres, Belgium 7950                  Phone: 32(0) 68665999                  Fax: 32(0) 68665948</p>
<p><b><u>Germany</u></b>  <b>Hours of Operation 0800 – 1600. VPC is closed at 1700.</b>  <b>Baumholder Vehicle Processing Center</b>                  Gebaeude 8716, Raum 1-3                  Smith Barracks                  AM Bahnhof/Building 8716                  55774 Baumholder, Germany                  Phone: 49 67832445                  Fax: 49 67833377</p>	<p><b><u>Germany – Continued</u></b>  <b>Hours of Operation 0800 – 1600. VPC is closed at 1700.</b>  <b>Boeblingen Vehicle Processing Center</b>                  Panzer Kaserne                  Bldg. 2931                  71032 Boeblingen, Germany                  Phone: 49 7031222453                  Fax: 44 7031413408</p>
<p><b><u>Germany – Continued</u></b>  <b>Hours of Operation 0800 – 1600. VPC is closed at 1700.</b>  <b>Grafenwoehr Vehicle Processing Center</b>                  U.S. Grafenwoehr Base                  Saratoga Ave., Bldg. 515                  92655 Grafenwoehr, Germany                  Phone: 49 96418480                  Fax: 49 96413597</p>	<p><b><u>Germany – Continued</u></b>  <b>Hours of Operation 0800 – 1600. VPC is closed at 1700.</b>  <b>Kaiserslautern Vehicle Processing Center</b>                  Kapaun Air Station                  Bldg. 2806                  67661 Kaiserslautern, Germany                  Phone: 49 63198517                  Fax: 49 63198518</p>
<p><b><u>Germany – Continued</u></b>  <b>Hours of Operation 0800 – 1600. VPC is closed at 1700.</b>  <b>Mannheim Vehicle Processing Center</b>                  Taylor Barracks                  Bldg. 348                  68309 Mannheim, Germany                  Phone: 49 6217140511                  Fax 49 6217140711</p>	<p><b><u>Germany – Continued</u></b>  <b>Hours of Operation 0800 – 1600. VPC is closed at 1700.</b>  <b>Schweinfurt Vehicle Processing Center</b>                  Conn Barracks                  Custer St., Bldg. 35                  97421 Schweinfurt, Germany                  Phone: 49 9721803618                  Fax: 49 672185224</p>
<p><b><u>Germany – Continued</u></b>  <b>Hours of Operation 0800 – 1600. VPC is closed at 1700.</b>  <b>Spangdahlem Vehicle Processing Center</b>                  Spangdahlem Air Base                  Bldg. 222                  54529 Spangdahlem, Germany                  Phone: 49 65654484                  Fax: 49 65654469</p>	<p><b><u>Germany – Continued</u></b>  <b>Hours of Operation 0800 – 1600. VPC is closed at 1700.</b>  <b>Wiesbaden Vehicle Processing Center</b>                  Mainz Kastel Housing Area                  Bldg. 7513                  55252 Mainz Kastel, Germany                  Phone: 49 6134 69303                  Fax: 49 6134 63579</p>

<p><b><u>Guam</u></b>  <b>Hours of Operation 0800 – 1500. VPC is closed at 1600.</b>  <b>Guam Vehicle Processing Center</b>                  COMNAVMAR Naval Base                  Building 3179                  Santa Rita Guam 96915                  Phone: 671 339 2205                  Fax: 671 564 2105</p>	<p><b><u>Hawaii</u></b>  <b>Hours of Operation 0800 – 1500. VPC is closed at 1600.</b>  <b>Honolulu Vehicle Processing Center</b>                  Sand Island Parkway                  Pier 51-B                  Honolulu, HI 96820                  Phone: 808 848-8383                  Fax: 808 853-2116                  Toll Free: 800 896-7745</p>
<p><b><u>Italy</u></b>  <b>Hours of Operation 0830 – 1600. VPC is closed at 1700.</b>  <b>Aviano Vehicle Processing Center</b>                  Via Monte Tremol 20                  Zona Industriale                  33081 Aviano, Italy                  Phone: 39(0) 434661419                  Fax: 39(0) 434661420</p>	<p><b><u>Italy - Continued</u></b>  <b>Hours of Operation 0830 – 1530. VPC is closed at 1630.</b>  <b>Livorno Vehicle Processing Center</b>                  Leghorn Army Depot                  Camp Darby                  Gate 27, Building 5130                  SS1 Aurelia                  56018 Tirrenia/Pisa, Italy                  Phone: 39(0) 50579920                  Fax: 39(0) 5037649                  Toll Free: 800 053 388</p>
<p><b><u>Italy - Continued</u></b>  <b>Hours of Operation 0830 – 1600. VPC is closed 1600.</b>  <b>Naples Vehicle Processing Center</b>                  Naval Support Activity                  Building 2081 Contrada Boscariello                  81030 Gricignano di Aversa (CE)                  Naples, Italy                  Phone: 39-081-811-6521/6522                  Fax: 39-081-811-6526                  Toll-free: 1 67053388 (in Italy)</p>	<p><b><u>Italy – Continued</u></b>  <b>Hours of Operation 0730 – 1500. VPC is closed at 1630.</b>  <b>Sigonella Vehicle Processing Center</b>                  Transcar POV Shipping                  c/o Basee Navale USA/NAS II                  Strada Statale 417 Catania-Gela                  95030 Piano d' Arci/Sigonella (CT)                  Phone: 0039-095-86-5529                  Fax: 0039-095865547                  Toll Free: 800-053733                  DSN: 314 624-5529</p>
<p><b><u>Italy - Continued</u></b>  <b>Hours of Operation 0830 – 1600. VPC is closed at 1700.</b>  <b>Vicenza</b>                  Via Strada Della Pelose                  Building 970                  36040 Vicenza, Italy                  Phone: 39(0) 44431898                  Fax: 39(0) 444263168                  DSN: 314 634-7760</p>	<p><b><u>Netherlands</u></b>  <b>Hours of Operation 0800 -1630. VPC is closed at 1630.</b>  <b>Schinnen Vehicle Processing Center</b>                  Borgerweg 10                  Building 27, Room 102                  6365 CW-Schinnen, NL                  Phone 31(0) 464432851                  Fax: 31 (0) 464432735</p>

<p><b><u>Puerto Rico</u></b>  <b>Hours of Operation 0800 – 1600. VPC is closed at 1700.</b>  <b>San Juan Vehicle Processing Center</b>                  Avenida J. F. Kennedy, Km 2.5                  San Juan, Puerto Rico 00920                  Phone: 787 792-1233                  Fax: 787 781-0688                  Toll Free: 888 872-6064</p>	<p><b><u>South Korea - Seoul</u></b>  <b>Hours of Operation 0800 – 1600. VPC is closed at 1700.</b>  <b>Seoul Vehicle Processing Center</b>                  Camp Kim                  Building C1244-68                  US Army Garrison Yongsan                  APO AP 96205-5333                  Telephone:                  Inbound Shipments: (Local) 02-798-7031                  (From Overseas) 82-2-798-7032                  Outbound Shipments: (Local) 02-798-7032                  (From Overseas) 82-2-798-7032                  FAX:                  (Local) 02-798-7033                  (From Overseas) : 82-2-798-7033</p>
<p><b><u>South Korea – Taegu</u></b>  <b>Hours of Operation 0800-1600. VPC is closed at 1700.</b>  <b>Taegu Vehicle Processing Center</b>                  20th Support Group                  Bldg. 1415                  Camp Henry, Korea                  APO AP 96218-0562                  Phone: 82 53 470 8112                  Fax: 82 53 470 8113</p>	<p><b><u>Spain</u></b>  <b>Hours of Operation 0800 – 1200/1400-1600. VPC is closed at 1700.</b>  <b>Rota Vehicle Processing Center</b>                  Transportes Internacionales Ferris, S.A.                  Avenida Crucero Baleares, #18                  11520 Rota (Cadiz), Spain                  Phone: 0034-956-811044 / 0034-956-840185                  Fax# 0034 956-815077                  800# 0034-900-214304</p>
<p><b><u>Turkey</u></b>  <b>Hours of Operation 0800 – 1100/1300-1600. VPC is closed at 1700</b>  <b>Incirlik Vehicle Processing Center</b>                  Yenimahalle 33 Sokak #31                  TR-031340 Adana                  Tel# 0090-322-332-7211                  Fax# 0090 322 332 8921 or 7857                  DSN# 314 679-9964                  800# 0800- 521-1043</p>	<p><b><u>Turkey – Continued</u></b>  <b>Hours of Operation 0800 – 1100/1300-1600. VPC is closed at 1700</b>  <b>Izmir Vehicle Processing Center</b>                  Hacilarkiri                  Caddesi # 15/1                  TR-35040 Borniva                  Tel# 0090-232-478-2856                  Fax# 0090 232-478-2859                  800# 0800-479-7644</p>
<p><b><u>United Kingdom</u></b>  <b>Hours of Operation 0800 – 1530. VPC is closed at 1630.</b>  <b>Brandon Vehicle Processing Center</b>                  40 Wimbledon Ave.                  Brandon, Suffolk, England                  Phone: 44(0) 1842813999                  Fax: 44(0) 1842812981                  Toll Free: 800 87267227</p>	<p><b><u>Bahrain</u></b>                  Hours of Operation 0800 – 1600. VPC is closed at 1700. Open Sunday through Thursday Closed Friday and Saturday  <b>Bahrain Vehicle Processing Center</b>                    Building #167A Road                  #4903, Block#                  Riffa Al Muaskar 949 East Riffa Industrial Area                  Kingdom of Bahrain                  Phone: 00 973 177 02193 or 00 973 177 01430                  Fax: 00 973 177 01456</p>

PAY ADJUSTMENT AUTHORIZATION				NOTE: If member has been transferred, forward this authorization to the officer currently maintaining the member's pay record.				
MEMBER (Last name) (First) (Middle)			SSAN	GRADE/RANK/RATE	BRANCH OF SERVICE	DATE		
PAY GRADE NO.	LAST PAY RECORD EXAMINED	AMOUNT	APPROPRIATION DATA					
FROM				NAME OF ACCOUNTABLE D.O.				
				SYMBOL NO.	G.A.O. EXCEPTION CODE			
TO					YOU ARE HEREBY AUTHORIZED TO			
					<input type="checkbox"/> CHARGE <input type="checkbox"/> CREDIT  THE MILITARY PAY RECORD OF THE MEMBER LISTED ABOVE			
EXPLANATION AND/OR REASON FOR ADJUSTMENT								
The above adjustment is based on a thorough examination of all available records. If the Disbursing Officer has knowledge that a previous adjustment has been made or why the adjustment should not be made for the same item, this authorization should be returned with a brief statement of the reason for failure to make adjustment.								
FROM				CERTIFYING OFFICER (Name, rank/grade, and signature)				
C E R T I F Y I N G O F F I C E R	I CERTIFY that the adjustment indicated above has been entered on the above-named member's Military Pay Record. (If adjustment has not been entered, give explanation on reverse over D.O.'s signature and symbol number.)						TYPED NAME AND GRADE OF D.O.	
	TO						D.O. SYMBOL NO.	DATE
							SIGNATURE	

DD FORM 139, MAY 53

EDITION OF THIS FORM NOT HAVING SSAN IS OBSOLETE AFTER 30 JUN 69.

Form approved by Comp. Gen., U.S.


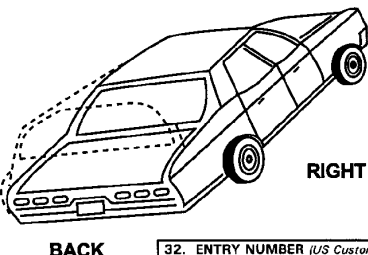

**Figure K3-1. DD Form 139, Pay Adjustment Authorization**

<b>CASH COLLECTION VOUCHER</b>		1. DISBURSING OFFICE COLLECTION VOUCHER NUMBER		
		2. RECEIVING OFFICE COLLECTION VOUCHER NUMBER		
<b>3. RECEIVING OFFICE</b>				
a. ACTIVITY <i>(Name and Location) (Include ZIP Code)</i>				
b. RECEIVED AND FORWARDED BY <i>(Printed Name, Title and Signature)</i>			d. DATE <i>(YYYYMMDD)</i>	
c. TELEPHONE NUMBER <i>(Include Area Code)</i> : COMMERCIAL: _____ DSN: _____				
<b>4. DISBURSING OFFICE</b>				
a. ACTIVITY <i>(Name and Location) (Include ZIP Code)</i>				
b. DISBURSING OFFICER <i>(Printed Name, Title and Signature)</i>			d. DISBURSING STATION SYMBOL NUMBER	
c. TELEPHONE NUMBER <i>(Include Area Code)</i> : COMMERCIAL: _____ DSN: _____			e. DATE <i>(YYYYMMDD)</i>	
5. PERIOD: a. FROM: _____ b. TO: _____				
6. DATE RECEIVED	7. NAME OF REMITTER DESCRIPTION OF REMITTANCE	8. DETAILED DESCRIPTION OF PURPOSE FOR WHICH COLLECTIONS WERE RECEIVED	9. AMOUNT	10. ACCOUNTING CLASSIFICATION
11. TOTAL			0.00	

DD FORM 1131, DEC 2003

PREVIOUS EDITION IS OBSOLETE.

**Figure K3-2. DD Form 1131, Cash Collection Voucher**

PRIVATE VEHICLE SHIPPING DOCUMENT FOR AUTOMOBILE																			
TCMD DATA	1. DOC ID (1-3) TPI		2. CONTAINER NO. (4-8)		3. CONSIGNOR (9-14)		4. COMM-EX (15-19)		5. POE (21-23)		6. POD (24-26)		7. PACK (28-29)						
8. TRANSPORTATION CONTROL NUMBER (30-46)				9. CONSIGNEE (47-52)				10. RDD (54-56)		11. TR ACCOUNT (64-67)		12. PIECES (68-71)		13. WEIGHT (72-76)					
14. CUBE (77-78)			15. DOC ID (1-3) TPB		16. POV YR, MAKE (9-14)			17. OWNER'S LAST NAME (54-65)			18. F & MI (67-68)		19. GRADE (69-70)						
20. STATE (71-72)		21. LICENSE NUMBER (73-77)			21. COLOR (78-80)		22. BODY TYPE		23. VEHICLE IDENTIFICATION NUMBER										
24. ODOMETER READING				25. VESSEL (Voyage Number)				26. AUTHORIZATION CHARGES PAID, ETC.				27. DATE LOADED (YYYYMMDD)							
28. STOWAGE LOCATION					29. BILLING ADDRESS FOR NOTIFICATION PURPOSES														
<b>30. Inspected in my presence, condition acknowledged as marked below, and conditions governing shipment on back accepted.</b> a. DATE (YYYYMMDD) b. SIGNATURE OF OWNER OR AGENT c. NAME OF AGENT (Last, First, Middle Initial) (Print) d. STREET ADDRESS e. CITY, STATE, AND ZIP CODE					f. (1) USER CODE	(2) INSPECTION		(3) DATE (YYYYMMDD)		(4) INSPECTOR'S PRINTED NAME (Last, First, Middle Initial)									
					X	a) Turn in joint inspection - owner/agent & Government representative													
					T	b) POE use (Optional)													
					<input type="checkbox"/>	c) POE check in stow/condition when stuffed in container													
					<input type="checkbox"/>	d) POD check in stow/condition when removed from container													
					<input type="checkbox"/>	e) Release of custody by discharge stevedore													
					*	f) POD use (Optional)													
Retain this form for proof of shipment for return transport at government expense or proof of POV Import Control Program participation. <b>31. AFTER INITIAL INSPECTION. RECORD ONLY MARS EXPOSING BARE METAL AND/OR STRUCTURAL DAMAGE.</b>																			
 <p>LEFT SIDE</p>					 <p>RIGHT SIDE</p>					 <p>BACK</p>									
<table border="0"> <tr> <td>POV CONDITION CODES</td> <td>BE - Bent BR - Broken CH - Chipped</td> <td>CR - Cracked DE - Dent GO - Gouged</td> <td>LO - Loose MA - Mangled MG - Missing</td> <td>MI - Mildewed PF - Paint Faded RS - Rusted</td> <td>RU - Rubbed SC - Scratched SO - Soiled</td> <td>TO - Torn WO - Badly Worn</td> </tr> </table>													POV CONDITION CODES	BE - Bent BR - Broken CH - Chipped	CR - Cracked DE - Dent GO - Gouged	LO - Loose MA - Mangled MG - Missing	MI - Mildewed PF - Paint Faded RS - Rusted	RU - Rubbed SC - Scratched SO - Soiled	TO - Torn WO - Badly Worn
POV CONDITION CODES	BE - Bent BR - Broken CH - Chipped	CR - Cracked DE - Dent GO - Gouged	LO - Loose MA - Mangled MG - Missing	MI - Mildewed PF - Paint Faded RS - Rusted	RU - Rubbed SC - Scratched SO - Soiled	TO - Torn WO - Badly Worn													
<b>33. INTERIOR CONDITION</b> a. FRONT SEATS b. REAR SEAT c. REAR MIRROR d. FRONT SEAT BELTS e. REAR SEAT BELTS f. ASH TRAYS g. FLOOR MATS h. DOOR PANELS i. ARM RESTS j. REAR SPEAKERS (Additional) k. CUSHION l. UPHOLSTERY m. RADIO (AM, FM, Tape) n. CB RADIO o. CARPET p. CLOCK			CODE	<b>34. ACCESSORIES</b> a. CATALYTIC CONVERTER/PELLETS b. SIDE MIRRORS c. ANTENNA d. FAN BELT e. FENDER SKIRTS f. FIRE EXTINGUISHER g. FIRST AID KITS h. CIGARETTE LIGHTER i. HAND TOOLS/FLASHLIGHT j. HUB CAPS k. JACK/LUG WRENCH l. JUMPER CABLES m. LUGGAGE RACK n. BLANKET o. WARNING TRIANGLE/TROUBLE LIGHT p. SPARE TIRE			IN BOX	LOOSE	<b>35. PROCESSING SERVICE</b> a. ADD/DRAIN FUEL b. CONNECT/DISCONNECT BATTERY c. PACK ACCESSORIES d. OTHER			POE	POD						
<b>36. DOD POV IMPORT CONTROL PROGRAM (X appropriate box for all vehicles)</b> a. THE VEHICLE DESCRIBED ABOVE: <input type="checkbox"/> (1) Does not have a manufacturer's label affixed certifying its conformance with US EPA emission standards. (Bonding with US Customs required.) <input type="checkbox"/> (2) Does not have a manufacturer's label affixed and is pre 75 diesel powered or pre 68 gasoline powered vehicle and is not regulated under CAA. <input type="checkbox"/> (3) Was certified as meeting US EPA emission standards without using a catalyst or was shipped overseas prior to 1 March 1976. <input type="checkbox"/> (4) Requires a catalyst and/or operable oxygen sensor to meet US EPA emissions standards (Select appropriate options under Import or Export sections.) b. IMPORT (If POV is equipped with an oxygen sensor, option 3 may also have to be marked.) <input type="checkbox"/> (1) The catalyst was removed prior to use overseas and: <input type="checkbox"/> (a) Has been reinstalled prior to shipment. (Proof of installation required.) <input type="checkbox"/> (b) Will be reinstalled in accordance with the EPA Waiver. <input type="checkbox"/> (2) The catalyst was not removed prior to use overseas and: <input type="checkbox"/> (a) A new catalyst has been installed prior to shipment. (Proof of installation required.) <input type="checkbox"/> (b) A new catalyst is accompanying the vehicle and will be installed in accordance with the EPA Waiver. <input type="checkbox"/> (3) This POV requires an oxygen sensor to meet US EPA emissions standards and: <input type="checkbox"/> (a) An operable sensor has been installed prior to shipment. (Proof of installation required.) <input type="checkbox"/> (b) An operable sensor is accompanying the vehicle and will be installed in accordance with the EPA Waiver. <input type="checkbox"/> (4) No replacement catalyst and/or operable oxygen sensor is accompanying this vehicle. The owner must post bond with US Customs prior to vehicle release at the US Port of Entry, except if a NEW catalyst and/or oxygen sensor is presented to Customs prior to the release of the vehicle. c. EXPORT (If POV is equipped with an oxygen sensor, X as applicable.) <input type="checkbox"/> (1) Catalyst <input type="checkbox"/> Oxygen sensor has been removed and is accompanying the vehicle. <input type="checkbox"/> (2) Catalyst <input type="checkbox"/> Oxygen sensor will be removed at the overseas port prior to using leaded gasoline. <input type="checkbox"/> (3) Catalyst <input type="checkbox"/> Oxygen sensor will be replaced overseas just prior to turn-in or a new catalyst/oxygen sensor will accompany the vehicle when it is returned to the US. <input type="checkbox"/> (4) The vehicle owner does not desire to participate in the DoD POV Import Control Program. (Bond with US Customs required upon return.)																			

DD FORM 788, SEP 1998

PREVIOUS EDITION IS OBSOLETE.

Designed using Perform Pro, WHS/OIOR

Figure K3-3. DD Form 788, Private Vehicle Shipping Document for Automobile



CONDITIONS GOVERNING SHIPMENT	
<p><b>I UNDERSTAND AND ACCEPT THE TERMS UNDER WHICH THIS VEHICLE WILL BE TRANSPORTED OVERSEAS AS SET FORTH IN EXISTING REGULATION, i.e.:</b></p> <div style="display: flex; justify-content: space-between;"> <div style="width: 48%;"> <p>1. That only one (1) privately-owned vehicle is being transported overseas under permanent change of station orders for the owner and/or his family as personal property, and that it is free of any legal encumbrance that would preclude its shipment and is not intended for resale. Owner must also retain a second (extra) set of keys.</p> <p>2. That this vehicle contains no personal property in excess of that authorized in regulations of the Service concerned. I further understand that personal property shipped will only include those items that can fit in the container normally provided for vehicular tools and accessories.</p> <p>(3) That no land transportation is authorized at Government expense except as specified in Section 12 of the Missing Persons Act, as amended, and 10 USC Section 2634(a).</p> </div> <div style="width: 48%;"> <p>(4) That failure of the owner to provide sufficient permanent type antifreeze to protect the cooling system to minus 20 degrees F (or lower if determined to be necessary by the shipping port) relieves the Government of any liability for damage due to freezing.</p> <p>THIS CERTIFICATE constitutes authority for the placing in available storage chosen by the port, at the complete expense of the owner and at no cost whatsoever to the Government, the vehicle herein property of above named owner, (1) by the port of embarkation in the event that shipment of privately-owned vehicles therefrom is suspended or terminated because of a national emergency, and (2) by the port of debarkation in the event that the automobile is not picked up by the owner or his agent within forty-five (45) days after dispatch of the notification of its arrival.</p> <p>I further understand that should the vehicle be placed in such storage, the Government, thenceforth, would not be responsible for its release or return to the owner or agent.</p> </div> </div>	
<b>37. DELIVERY RECEIPT</b>	
<b>a. EXCEPTIONS</b>	
(1) BY OWNER	(2) VERIFICATION OR DISAGREEMENT WITH REASONS
<p><b>b. TERMINAL SERVICE - PICKUP</b> <i>(X as applicable. If unsatisfactory, specify.)</i>    <input type="checkbox"/> SATISFACTORY    <input type="checkbox"/> UNSATISFACTORY</p>	
<b>38. MISCELLANEOUS INFORMATION</b>	
<p><b>39. I HEREBY ACKNOWLEDGE RECEIPT OF MY VEHICLE IN THE CONDITION IN WHICH I TURNED IT IN TO THE U.S. GOVERNMENT REPRESENTATIVE FOR TRANSSHIPMENT, EXCEPT AS NOTED ABOVE.</b></p>	
<b>a. SIGNATURE OF OWNER OR AGENT</b>	<b>b. DATE (YYYYMMDD)</b>
<b>40. SIGNATURE OF VERIFYING U.S. GOVERNMENT REPRESENTATIVE</b>	<b>41. NAME OF PORT</b>

DD FORM 788 (BACK). SEP 1998

**Figure K3-3. DD Form 788, Private Vehicle Shipping Document for Automobile (Cont'd)**

**THIS PAGE INTENTIONALLY LEFT BLANK**